


# Year 1



# Screening Check



# What is Phonics?

- Children are taught to read by breaking down words into separate sounds. They are then taught how to blend these sounds together to read the whole word.
- Children are taught to spell by hearing a word and splitting it up into the sounds that make it. Children then use their phonic knowledge to write the letters that represent those sounds in the correct order.
- Children have a 30 minute phonics lesson each day (RWI) and they are encouraged to use these strategies to read and write in other lessons.

# Definitions

**Blending:** Children blend phonemes together to make a word

e.g. sh-i-p ship









**Segmenting:** Children split the word into sounds to help them spell

**Digraph:** 2 letters one sound: ou *shout it out*

**Trigraph:** 3 letters one sound: igh *fly high*

**Split digraph:** 2 letters one sound split up by a consonant: a-e  
*make a cake*

         
m a s d t i n p

         
g o c k u b f e

          
l h r j v y w z x

       
qu sh th ch ng nk



ay



ee



igh



ow



oo



oo



ar



or



air



ir



ou



oy



ea



oi



a\_e



i\_e



o\_e



u\_e



aw



are



er



ur



ow



ai



oa



ew



ire



ear



ure



tion



tious



e

cious

# Sound families



**ai** **air** **ee** **er** **igh** **oa** **oo** **or** **ou** **oy**

ay ear ea ur ie o-e u-e au ow oi

a-e are ey ir i-e ow ew aw

ey ere ie or y oe ue ore

oh our

oor

augh

*Other spellings*

ure wh ph

# Why are the children being screened?

- Every Year 1 child in the country will be taking the phonics screening check in the same week in June.
- The aim of the check is to ensure that all children are able to read by the end of year two.
- This 'midpoint check' will ensure that we have a clear understanding of what the children need to learn in year 2.



# Test sample

bash

A13

seek

A14

mess

A15

tank

A16

simp

A25



strup

A26



phit

A27



zote

A28



# What will the children be expected to do?

- The check is very similar to tasks the children already complete during phonics lessons.

- Children will be asked to 'sound out' a word and blend the sounds together.



- The focus of the check is to see which sounds the children know and therefore the children will be asked to read made up 'nonsense' words.

# When will the screening take place?

- The screening will take place throughout the week beginning of the **10<sup>th</sup> of June**. The children cannot retake the test at any other time so it is very important your child is in school during this week.

# Who will complete the checks?

- The children will complete the check one at a time in a quiet area of the school.
- Teachers will conduct all of the screening checks with the children in their class.
- Each check will take about 5 – 10 minutes.
- Children enjoy this time spent reading with their teacher but if a child does become distressed the check will be stopped and continued later.

# How can you help at home

Encourage your child to 'sound out' when reading or writing. Help them to spot digraphs, trigraphs and split digraphs.



ow

br**ow**n



air

f**air**



a\_e

sh**ake**

# How can you help at home

Please continue to read with your child everyday and encourage them to:

- ✓ Sound out
- ✓ Re-read to check it makes sense.
- ✓ Use pictures for clues.
- ✓ Ask questions about the book.
- ✓ And most importantly ENJOY READING!

# Helpful websites

Youtube – Mr Thorne



<https://www.youtube.com/user/breakthruChris>

Phonics play



<http://www.phonicsplay.co.uk> (some games are free, other require a subscription)

ICT games



<http://www.ictgames.com/literacy.html>

Thank you!