

FILTON AVENUE
PRIMARY SCHOOL

Welcome



Dan Rodeck
Head of School
Lockleaze Road



Cheryl Jeans
Phase 1 Lead
and SENCo

FILTON AVENUE

PRIMARY SCHOOL

Year 1G



FILTON AVENUE

PRIMARY SCHOOL

Year 1H



FILTON AVENUE

PRIMARY SCHOOL

Year 1RS



FILTON AVENUE
PRIMARY SCHOOL

Cherry Class

(Orchard Campus Site)



FILTON AVENUE
PRIMARY SCHOOL

The school day

8:45 am – 3:15 pm



Weekly timetable

	Monday		Tuesday	Wednesday	Thursday	Friday
8:45-9:00	Register Fruit and milk Travel Tracker		Register Fruit and milk Travel Tracker	Register Fruit and milk Travel Tracker	Register Fruit and milk Travel Tracker	Register Fruit and milk Travel Tracker
9:00-9:30	Assembly		RWI	RWI	RWI	RWI
9:30-10:30	9:30 – 10:00	RWI	Maths	Maths	Maths	Maths
	10:00 – 10:30	Maths				
10:30-10:45	Playtime		Playtime	Playtime	Playtime	Playtime
10:45-11:00	Mindfulness/Story		Mindfulness/Story	Mindfulness/Story	Mindfulness/Story	Mindfulness/Story
11:00-12:00	Literacy		Literacy	Literacy	Literacy	Literacy
12:00-1:00	Lunch time					
1:00-1:15	Register and Mindfulness		Register and Mindfulness	Register and Mindfulness	Register and Mindfulness	Register
1:15 – 1:45	ERIC Time		ERIC Time	ERIC Time	ERIC Time	ERIC Time
1:45 – 2:15	Science		Handwriting	Handwriting	PE	Golden time
2:15 - 3:05	PDR		Topic	Topic	PDR	
					2:45	Assembly
3:05-3:15	Home things and golden ticket					

Lunch

- ✓ sandwich, wrap, pasta, crackers
- ✓ carrot, cucumber, tomatoes
- ✓ fresh or dried fruit
- ✓ yogurt
- ✓ biscuit, flapjack, malt loaf



- ✗ drinks
- ✗ chocolate
- ✗ crisps
- ✗ peanut products

Topic

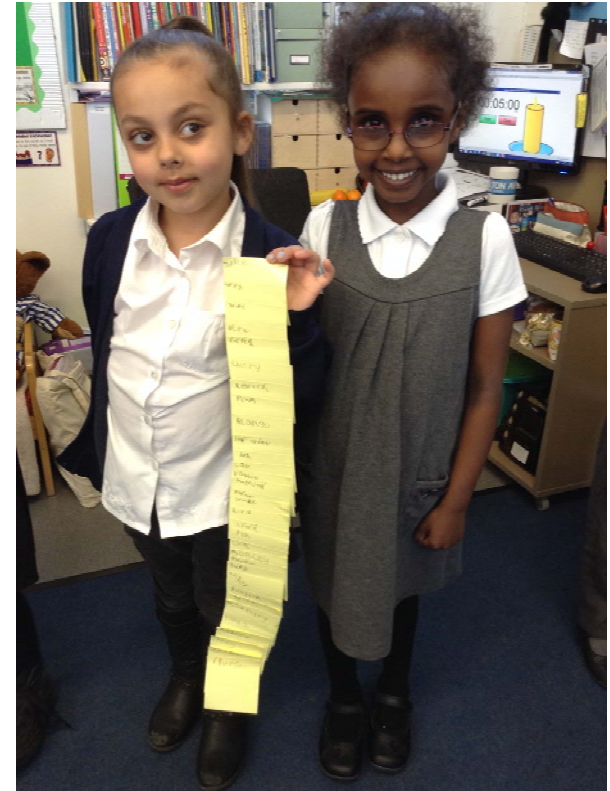
- Term 1: What if you met a gruffalo?
- **Term 2: What makes a hero?**
- Term 3: What if you built a time machine?
- Term 4: What if you had paws, claws and whiskers?
- **Term 5: What if you found buried treasure?**
- Term 6: Have you ever 'bean' up a beanstalk?



Maths



English



Reading

Reading strategies to use at home

- Encourage sounding out words using known sounds
- Ask questions based on what has been read e.g. how is the character feeling? What are they doing? Where are they? What could happen next?
- Reread a book a second time to develop fluency
- Reread a book a third time to develop voices
- Emphasise the purpose of punctuation.
- Short reading sessions daily!



Reading

Alexander's Programme

Lesson 11

My Lessons

My avatar

Books Read

0

My Books to Read

- Apples and a cat
- Candies on a cake
- A crab
- A hat

SEE THE BOOKS I'VE READ!

Phonics Screening

Practice sheet: Real words

in

at

beg

sum

Practice sheet: Pseudo words

ot



vap



osk



ect



Physical Education



- Every child **needs** a PE kit in a named bag containing labelled daps or trainers and a PE kit appropriate for the season. Please bring one in if they haven't already got one in school.
- PE takes place **every Thursday** afternoon.

Home Learning

Home Learning Menu – Year 1 – Term 6

Welcome to your new exciting Home Learning Menu! your homework is set on this term's topic of 'The Olympics'. Every week, you need to choose a main activity to complete with an adult. But! If you are still homework hungry, you could choose a starter or a challenge too!

Starter


- ✓ Find Rio in an atlas or on Google Maps. See how far it is from Bristol.
- ✓ Choose a sports star to research online and find a video clip to watch of them doing their sport.
- ✓ Ask people at home if there are any special moments they remember from past Olympic Games. What happened?
- ✓ Track the journey of the Olympic torch around Brazil at www.rio2016.com

Main


- ✓ Make an olive leaf crown to wear like an Olympic champion in Ancient Greece.
- ✓ Write an acrostic poem about the Olympics.
- ✓ Make your own model of the Olympic rings out of anything you can think of.
- ✓ How many _____ can you do in a minute? E.g. star jumps, skips with a skipping rope.
- ✓ Write and draw your own multiplication word problems using a sports theme. Remember, multiplication means doing the same things lots of times. For example,
3 sports teams win 5 medals each. How many do they win altogether?
- ✓ Make a travel poster for Brazil with facts about the country.
- ✓ Use chalk outside or a big piece of paper to draw around your body. Label the body parts and take a picture
- ✓ Draw a picture of you doing your favourite sport and write a paragraph about why you like it.

Challenge

- ✓ Write a short biography of a sporting hero including the main facts about their life.
- ✓ Choose a sporting skill that you want to improve (scoring a goal, hitting a target, long jump etc.) and decide how to measure it. Practise every week and keep a diary of how you improve.
Week 1: scored 3 goals out of 10 kicks
Week 2: scored 5 goals out of 10 kicks

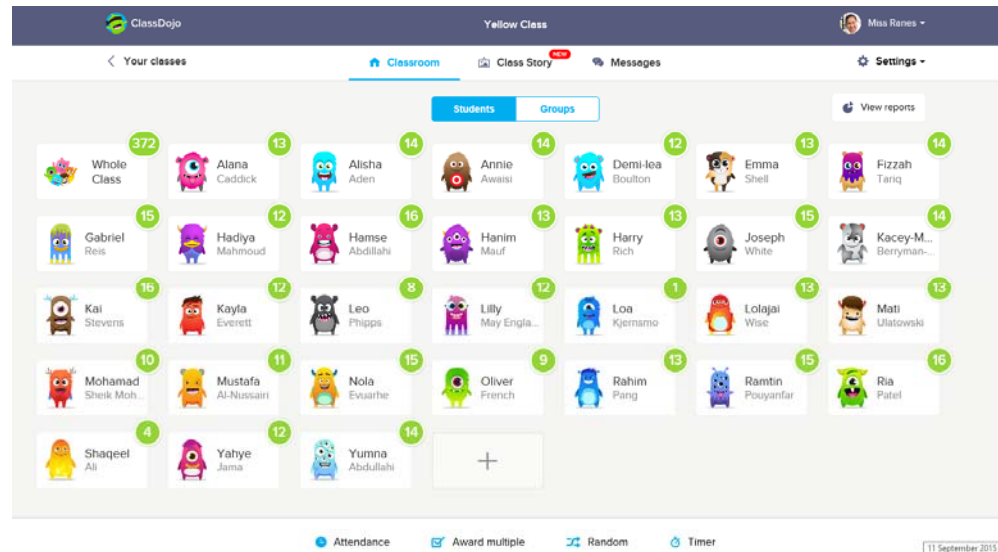


Rio2016



FILTON AVENUE
PRIMARY SCHOOL

Class Dojo and Rainbow



FILTON AVENUE

PRIMARY SCHOOL

Thank you!
Questions?